

# *Keys to a Better Locate*

UTILIQ<sup>U</sup>EST

**We are....**



**George Hanley- NJ, PA, MD, VA & DE V.P. of  
Operations**

**Stan Beckett DE Center Manager**

# Who marks the lines?

- Utility operators are responsible to mark out their plant; often they will hire a third party company to do their mark outs.



**We teach our techs...**

***The PRO 10 STEPS to a Quality Locate!***

- 1. Choose Safety***
- 2. Read the Ticket***
- 3. Preview the Site***
- 4. Check Records / Prints***
- 5. Perform the Locate***
- 6. Verify the Locate***
- 7. Review the Results***
- 8. Restore the Site***
- 9. Document the Locate***
- 10. Make the call!***



***If a tech follows these 10 simple steps, he or she will never have a locator at fault damage!***

# Our Equipment of choice



**Radiodetection**

information from underground™



**METROTECH™**

# Who should call the One Call Center?

- Anyone planning to dig (excavation, demolition, blasting) small or large, construction project or homeowner

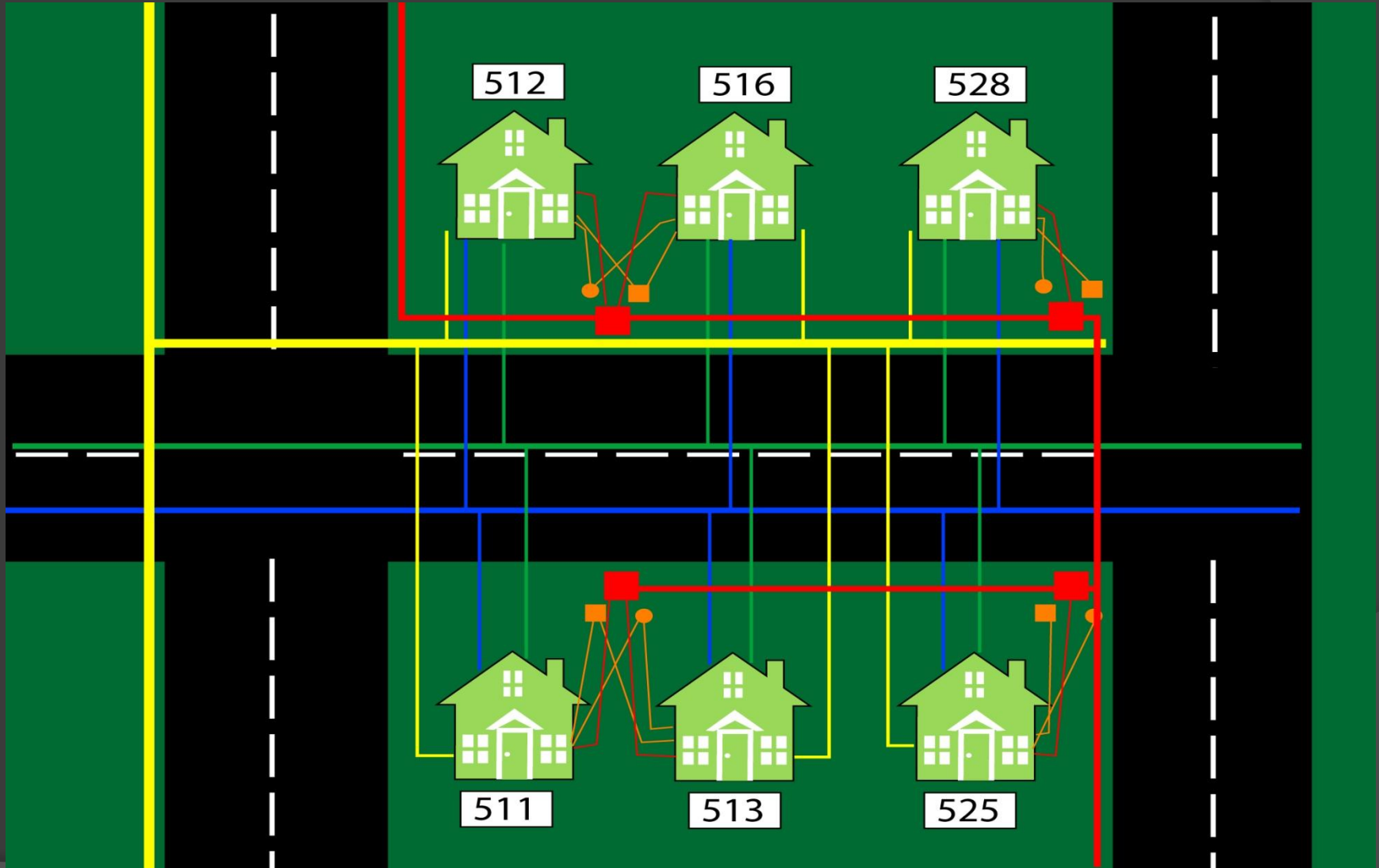


# What are the hours for the One Call Center?

- You can call the One Call center, 7 days a week, 24 hours a day, every day of the year.

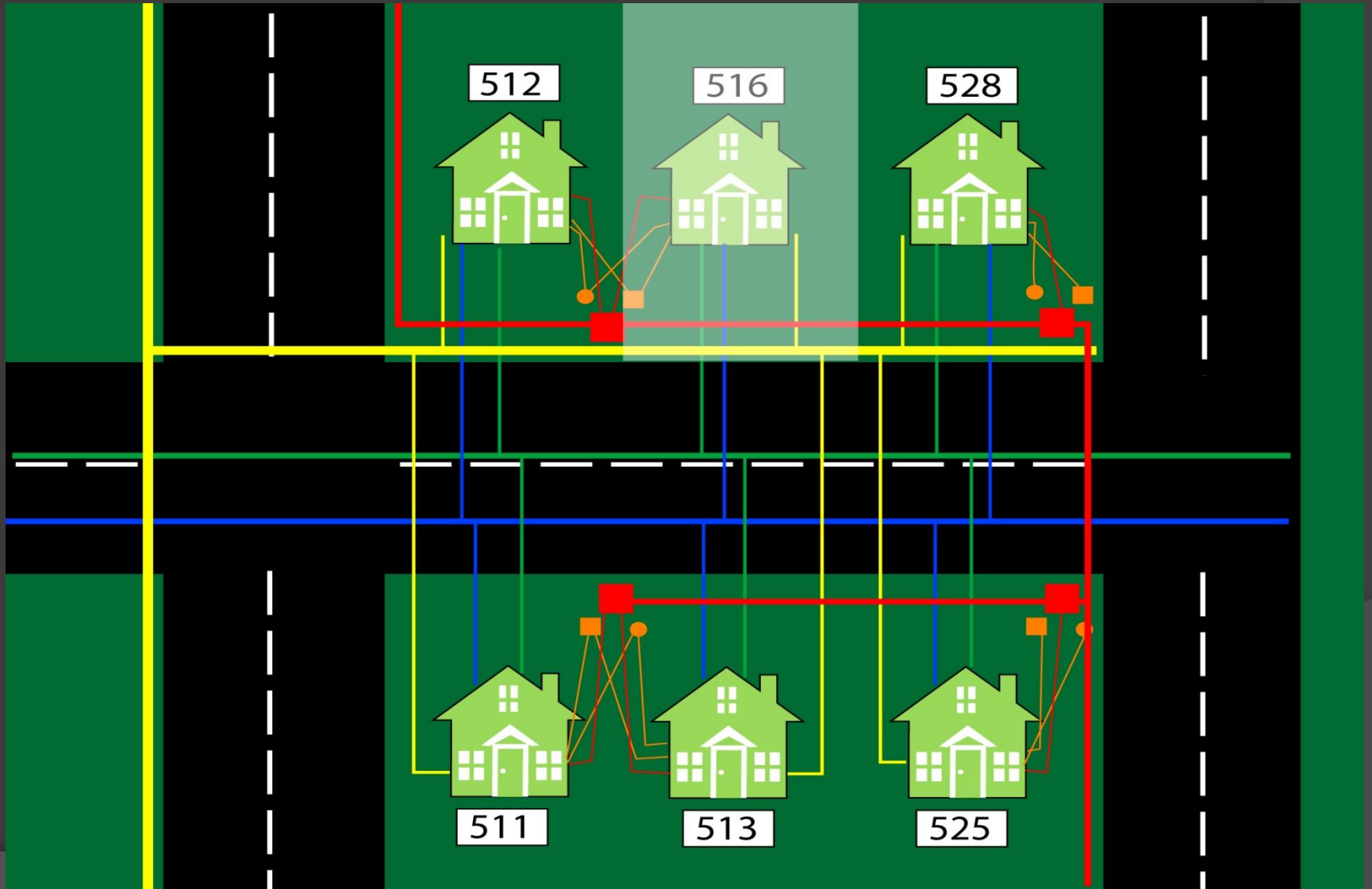


# Underground Utilities



# Area Covered

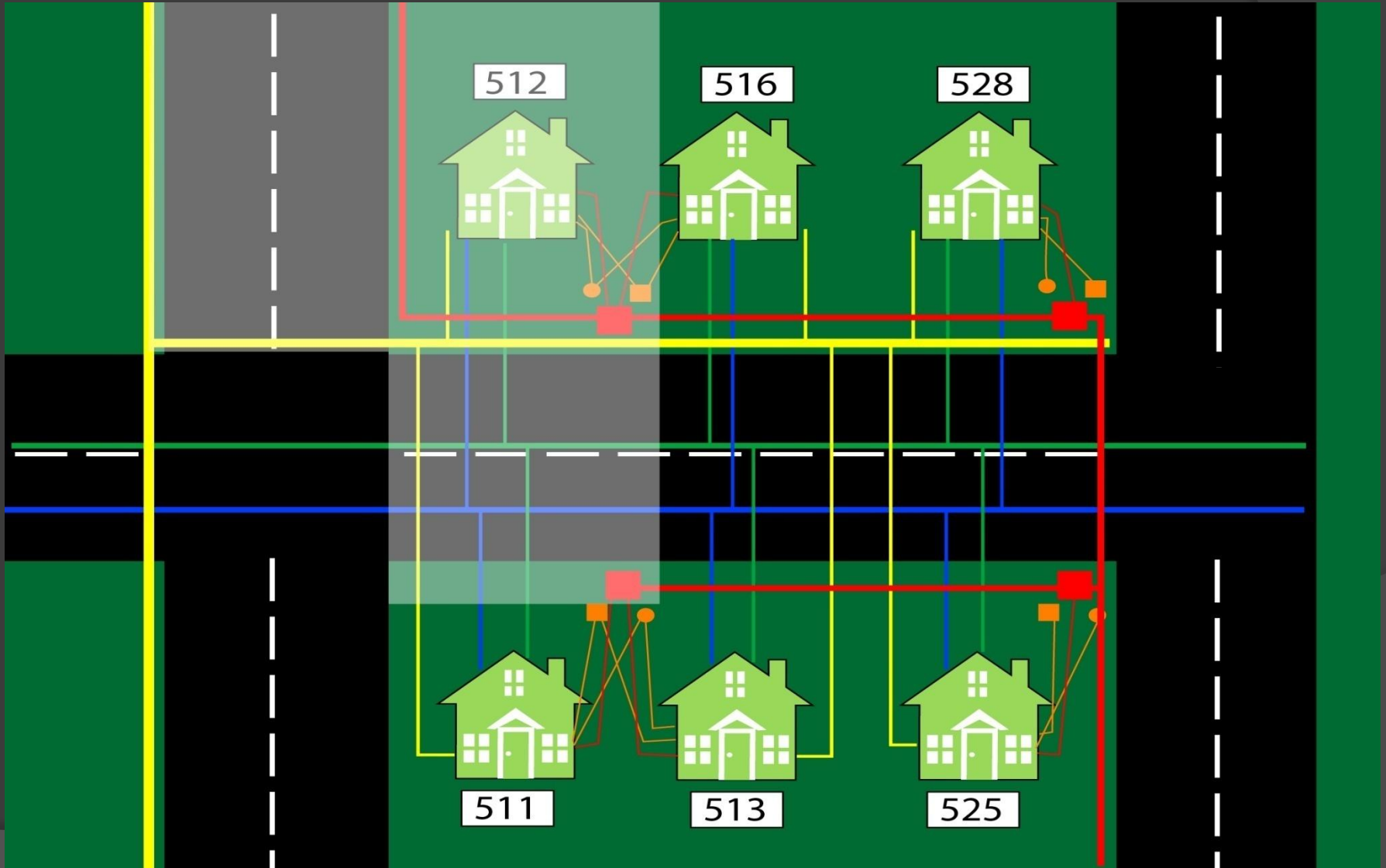
Ticket Called in for House 516 Curb to Entire Property





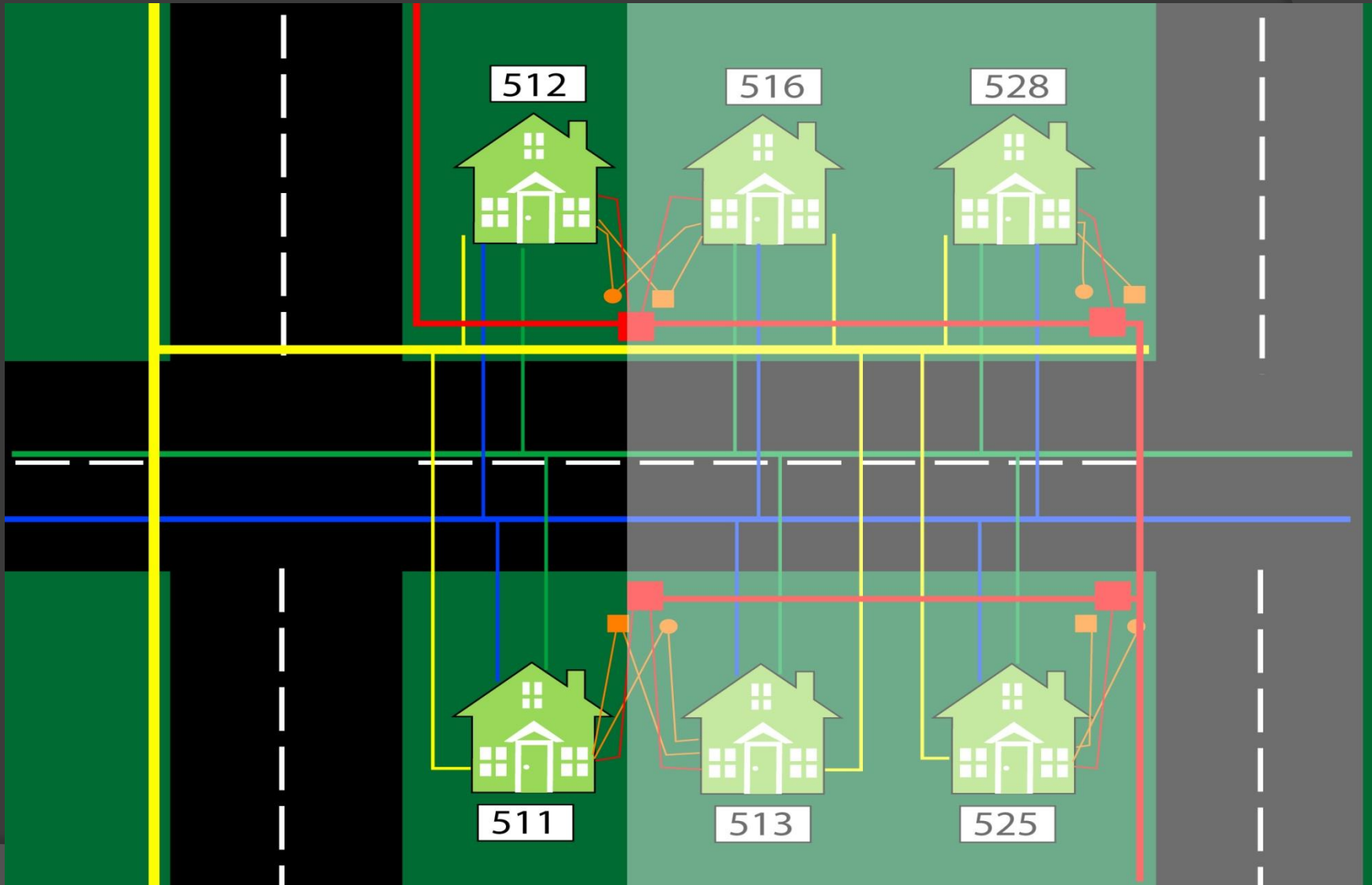
## Area Covered

Ticket Called in for House 512 Curb to Entire Property, Curb to Curb, 10ft Behind Opposite Curb



# Area Covered

Ticket Called in for House 513 to 528 Curb to Entire Property, Curb to Curb












# Digging Do's

- ⦿ All excavators must have their own mark out request
- ⦿ Must have physical location of dig site not postal address
- ⦿ Protect and preserve marks until no longer necessary
- ⦿ Hand dig and locate within your state's tolerance zones of a mark out before operation any mechanized equipment
- ⦿ Plan the excavation or demolition with care to avoid damages
- ⦿ Use reasonable care during excavation or demolition to avoid damage protect facilities from freezing traffic and other hazards
- ⦿ Request mark out for minimum area to safety accommodate dig site
- ⦿ Communicate with your locator and facility owner



# What do the colors mean?

Color Codes for marking underground utility lines	
	Electric Power Lines, Cables, Conduit and Lighting Cables
	Gas, Oil, Steam, Petroleum or Gaseous Materials
	Communication, Alarm or Signal Lines, Cables or Conduit
	Potable Water
	Sewers and Drain Lines
	Reclaimed Water, Irrigation and Slurry Lines
	Temporary Survey Markings
	Proposed Excavation

Before you dig. Every dig.  **MISS a UTILITY** It's the law.

# White Paint

- If possible, mark out the area that will be excavated in white, before calling the center. Advise the operator where the area marked in white is located, how many areas are marked in white and any other pertinent information.



# REMINDER FOR EXCAVATORS!!!

- ⦿ Please use the town/municipality you are working in, not the postal address.

# Gas damages call 911!

- ⦿ If an excavator causes or discovers any damage to a line or pipe carrying natural gas, liquid petroleum or any hazardous liquid.
- ⦿ Call 911
- ⦿ Report damage to underground facility operator.
- ⦿ Call 811 (one call center).

# Ways to process tickets

- ① You can call your ticket in by making a call to 811 and speaking directly with a customer service rep. You may also process tickets at itic.

